


Alarm User Quick Guide











6160 Keypad



6150 Keypad




Arm System -  - Make sure all protected windows & doors are closed. You should have a green "ready" light on the keypad.

- Away** Press  +  This will arm all devices including motion detectors.
- Stay** Press  +  This will arm all devices and automatically bypasses all motion detectors.
- Instant** Press  +  This will arm the entry doors without a delay and bypass all motion detectors.
- Maximum** Press  +  This will arm all devices and will arm all entry doors without an entry delay.

To Turn System Off Enter 4 digit code + 

Door Chime On/Off Enter 4 digit code + 

Bypass A Zone Enter 4 digit code +  + two digit zone number you wish to bypass (02,13,22,etc). Wait for bypass to appear then arm the system.

Panic Buttons Press and hold for 3 seconds  or  or 

Change Mastercode Number

(Default Mastercode is 1234) (Code-8) (user #) (New 4 digit code number)
Enter current Mastercode _____ + 8 + 0 2 + New 4 digit mastercode (twice)

Change or Add Additional Codes

(Default Mastercode is 1234) (Code-8) (user #) (New 4 digit code number)
Enter current Mastercode _____ + 8 + 0 3 + New 4 digit code number
Enter current Mastercode _____ + 8 + 0 4 + New 4 digit code number
Enter current Mastercode _____ + 8 + 0 5 + New 4 digit code number
.....
Enter current Mastercode _____ + 8 + 3 2 + New 4 digit code number

Delete A User Code

(Default Mastercode is 1234) (Code-8) (user #)
Enter current Mastercode _____ + 8 + user number + # + 0